

Ambrosia pollen season in selected cities in Poland in 2018

Elżbieta Weryszko-Chmielewska¹, Anna Woźniak², Krystyna Piotrowska-Weryszko¹, Agata Konarska¹, Aneta Sulborska¹, Małgorzata Puc^{3, 4}, Katarzyna Dąbrowska-Zapart⁵, Kazimiera Chłopek⁵, Agnieszka Lipiec⁶, Małgorzata Malkiewicz⁷, Dorota Myszkowska⁸, Monika Ziemianin⁸, Beata Żuraw¹, Barbara Gałusza⁹, Ewa Kalinowska¹⁰, Krystian Tywoniuk¹¹, Adam Rapiejko^{10, 12}, Dariusz Jurkiewicz⁹, Grzegorz Siergiejo¹³, Kornel Szczygielski⁹, Zenon Siergiejo¹⁴, Daniel Kotrych¹⁵, Piotr Rapiejko^{10, 11}

¹ Department of Botany, University of Life Sciences in Lublin, Poland

² Department of General Ophthalmology, Medical University of Lublin, Poland

³ Department of Botany and Nature Conservation, Faculty of Biology, University of Szczecin, Poland

⁴ Molecular Biology and Biotechnology Centre, Faculty of Biology, University of Szczecin, Poland

⁵ Department of Paleontology and Stratigraphy, Faculty of Earth Sciences, University of Silesia, Poland

⁶ Department of Prevention of Environmental Hazards and Allergology, Medical University of Warsaw, Poland

⁷ Department of Palaeobotany, Institute of Geological Sciences, University of Wrocław, Poland

⁸ Department of Clinical and Environmental Allergology, Jagiellonian University, Medical College

⁹ Department of Otolaryngology with Division of Cranio-Maxillo-Facial Surgery in Military Institute of Medicine, Warsaw, Poland

¹⁰ Allergen Research Center, Poland

¹¹ Department of Otolaryngology, Audiology and Phoniatics, Children's Hospital of Bydgoszcz

¹² Oxford Archaeology Ltd., Oxford, England

¹³ Pediatrics, Gastroenterology and Allergology Department, University Children Hospital, Medical University of Białystok, Poland

¹⁴ Laboratory of Respiratory Diagnostics and Bronchoscopy, Medical University of Białystok, Poland

¹⁵ Department of Orthopedics and Traumatology, Pomeranian Medical University of Szczecin, Poland

Abstract:

Ambrosia causes most pollen allergies in North America. After several *Ambrosia* species were introduced to Europe, an increase in the incidence of allergy to pollen of these plants has been observed in many countries.

The aim of this study was to compare *Ambrosia* pollen seasons in 2018 in 13 cities located in different regions of Poland: Białystok, Bydgoszcz, Cracow, Drawsko Pomorskie, Lublin, Olsztyn, Opole, Piotrków Trybunalski, Sosnowiec, Szczecin, Warsaw, Wrocław and Zielona Góra. The study was conducted by the volumetric method using Burkard or Lanzoni pollen samplers. The pollen season was determined by the 98% method.

The earliest pollen season start dates (the end of July) were recorded in Zielona Góra, Bydgoszcz, Opole and Szczecin, while the latest ones in Drawsko Pomorskie and Białystok. The longest pollen seasons occurred in Opole, Szczecin and Zielona Góra (79 days). The highest average daily concentrations of *Ambrosia* pollen were recorded in Białystok (129 P/m³) and Lublin (99 P/m³), while the lowest ones in Drawsko Pomorskie and Szczecin (4 and 10 P/m³, respectively). The annual pollen sum reached the highest value in Opole (567 pollen grains) and Zielona Góra (555 pollen grains). It can be concluded from the pattern of *Ambrosia* pollen seasons at the monitoring sites studied that pollen of this taxon originates not only from *Ambrosia* locations in Poland but also from long-distance transport.

Key words: allergens, pollen concentration, risk of allergy, ragweed, *Ambrosia*, 2018

Ambrosia pollen is the most frequent cause of pollen allergy in North America [1]. After five American species of this genus were introduced to Europe, *Ambrosia* pollen allergens have also become a hazard in many countries of the western, central and eastern parts of this continent [2–6]. *Ambrosia artemisiifolia* is the most widely distributed both in Western and Eastern Europe [7, 8].

Ragweed flowering and pollen release in Poland last from August, and sometimes already from July, until October [2, 9]. *Ambrosia artemisiifolia* and *A. trifida* have been found to occur in some regions of Poland, among others in south-west and south-eastern localities [10]. During the 2018 growing season, a new ragweed location was spotted in one of Lublin's districts. To date, it has been shown that in Poland airborne ragweed pollen originates from local stands and from long-distance transport [5].

In many European countries *Ambrosia* pollen grains are a persistent cause of allergy-associated respiratory diseases [2], and its fragments have been proposed as the trigger for asthma [4, 11]. Dechamp et al. [12] report that 1–2 pollen grains in 1 m³ of air may induce slight allergic symptoms. However, Jäger [13] determined that 20 pollen grains/m³ are the threshold value of *Ambrosia* pollen concentration causing allergic rhinitis in sensitive individuals. Richter et al. [14] report that 4–5% of Europe's population are sensitized to ragweed pollen, whereas Rapiejko [2] claims that in areas where ragweed occurs in large numbers about 8–12% of the population exhibit hypersensitivity to allergens of this pollen.

Aim

The aim of this study was to compare airborne *Ambrosia* pollen concentrations in 2018 in 13 cities in Poland: Białystok, Bydgoszcz, Cracow, Drawsko Pomorskie, Sosnowiec, Lublin, Olsztyn, Opole, Piotrków Trybunalski, Szczecin, Warsaw, Wrocław and Zielona Góra.

Material and method

Measurements of *Ambrosia* pollen concentrations in the atmospheric air of the above-mentioned cities were carried out using volumetric Burkard or Lanzoni samplers, which operated on a continuous basis. Daily (24 h) pollen counts were counted. The results were expressed as the number of pollen grains in m³ of air per day (P/m³). The pollen season duration was determined by the 98% method. Start and end

pollen season dates, maximum concentration, date of maximum concentration and annual pollen sum were determined. The pollen season pattern was presented in graphs.

When determining the degree of risk of allergy during the *Ambrosia* pollen season, 5 P/m³ and 20 P/m³ were accepted as the threshold values that may trigger hypersensitivity symptoms, in accordance with the literature data [13, 15].

Results and discussion

In 2018 the *Ambrosia* pollen season started earliest in Zielona Góra (July 26th) and latest in Drawsko Pomorskie (August 18th) (tab. 1, figs 1–6). In Białystok, Cracow, Sosnowiec and Warsaw, the first pollen grains of this taxon were recorded at the end of the first decade of August (August 8th–10th). In 2016, on the other hand, the first *Ambrosia* pollen grains appeared two weeks later (August 7th – Lublin, Olsztyn) [16, 17].

In 2018 attention is drawn to the significant duration of the pollen season of the taxon studied, which was from 46 days (Białystok) to 79 days (Szczecin, Opole, Zielona Góra), on average 65 days. The *Ambrosia* pollen season recorded in 2016 at the same monitoring sites was much shorter and reached 46 days on average [16, 17].

The maximum daily concentration of *Ambrosia* pollen was recorded in eight cities at a similar time, at the beginning of September (September 7th–8th), whereas in the several other cities in the last 10 days of August (tab. 1). As an exception, in Wrocław the peak value occurred as late as September 18th. In 2016 the maximum daily concentration of ragweed pollen occurred at the end of the third decade of August almost at all the pollen monitoring sites studied [16, 17].

In 2018 almost all curves representing the *Ambrosia* pollen season pattern showed the presence of several peaks, similarly as in 2016 [16] and in 2014 [18]. This fact can indicate long-distance pollen transport at different times under favorable weather conditions, which has been demonstrated in several publications [5, 20].

The highest annual total of ragweed pollen grains in 2018 was recorded in Opole (567) and Zielona Góra (555). In 2016 the highest annual total values were also recorded in the same two cities [16].

In 2018 the lowest annual pollen sum was found in Wrocław, Drawsko Pomorskie and Szczecin (tab. 1). The lowest peak values were recorded in the same cities in the above-mentioned year. The average

Table 1. Characteristics of *Ambrosia* pollen season in 2018.

Site	Pollen season period by the 98% method	Season duration / number of days with concentration above zero	Peak value [P/m ³] peak date	Annual pollen sum	Number of days with concentration above threshold	
					5 P/m ³	20 P/m ³
Bialystok	10.08–24.09	46/30	129 7.09	391	12	4
Bydgoszcz	28.07–28.09	63/45	27 8.09	256	18	2
Cracow	9.08–24.09	47/35	19 24.08	159	11	0
Drawsko Pomorskie	14.08–30.09	48/18	4 30.08	33	0	0
Lublin	2.08–7.10	67/48	99 7.09	474	17	7
Olsztyn	29.07–13.10	77/50	44 7.09	252	14	2
Opole	28.07–14.10	79/71	39 7.09	567	34	7
Piotrkow Trybunalski	1.08–10.10	71/57	37 7.09	396	23	5
Sosnowiec	9.08–14.10	67/34	74 24.08	301	13	5
Szczecin	28.07–14.10	79/21	10 30.08	34	1	0
Warsaw	8.08–15.10	69/55	56 7.09	341	20	4
Wroclaw	1.08–20.09	51/8	12 18.09	19	1	0
Zielona Gora	25.07–11.10	79/70	58 8.09	555	36	5

Figure 1. *Ambrosia* pollen count in Bialystok and Lublin in 2018.

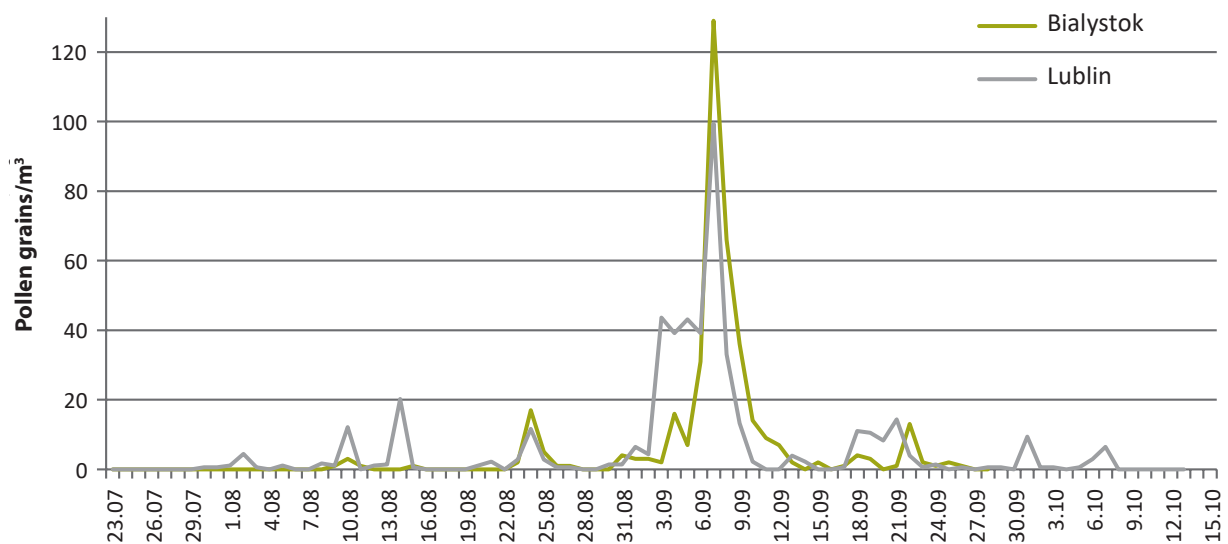


Figure 2. *Ambrosia* pollen count in Opole and Piotrkow Trybunalski in 2018.

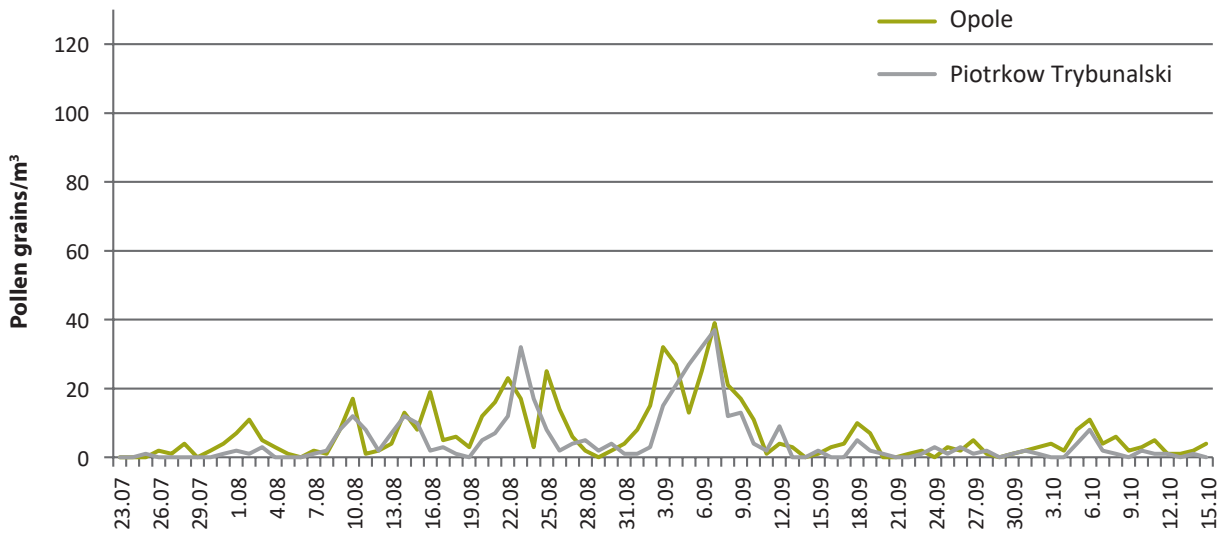


Figure 3. *Ambrosia* pollen count in Bydgoszcz and Olsztyn in 2018.

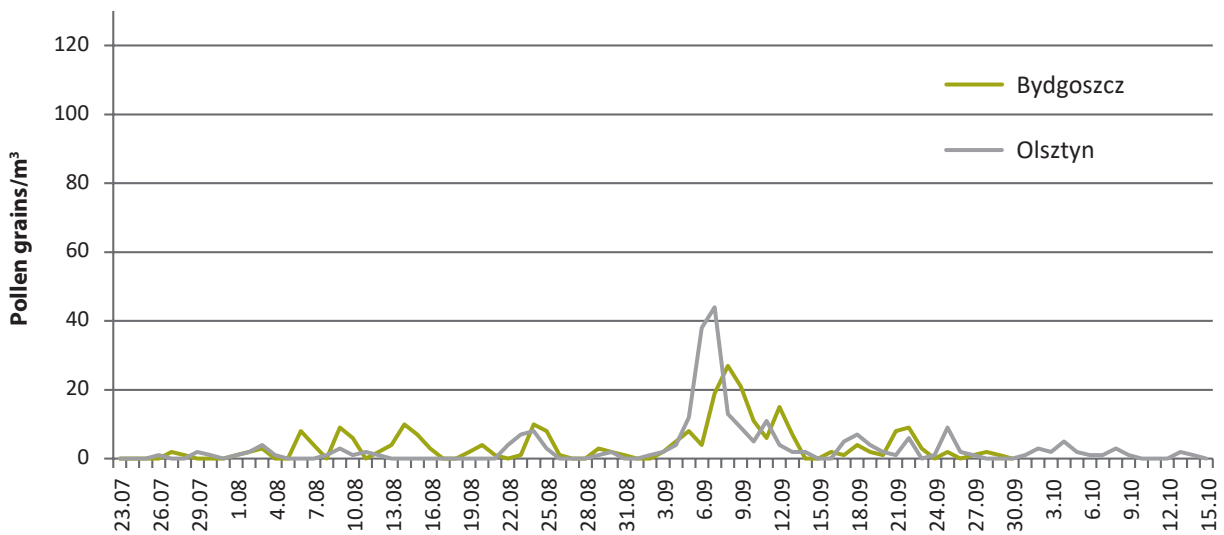


Figure 4. *Ambrosia* pollen count in Warsaw and Zielona Gora in 2018.

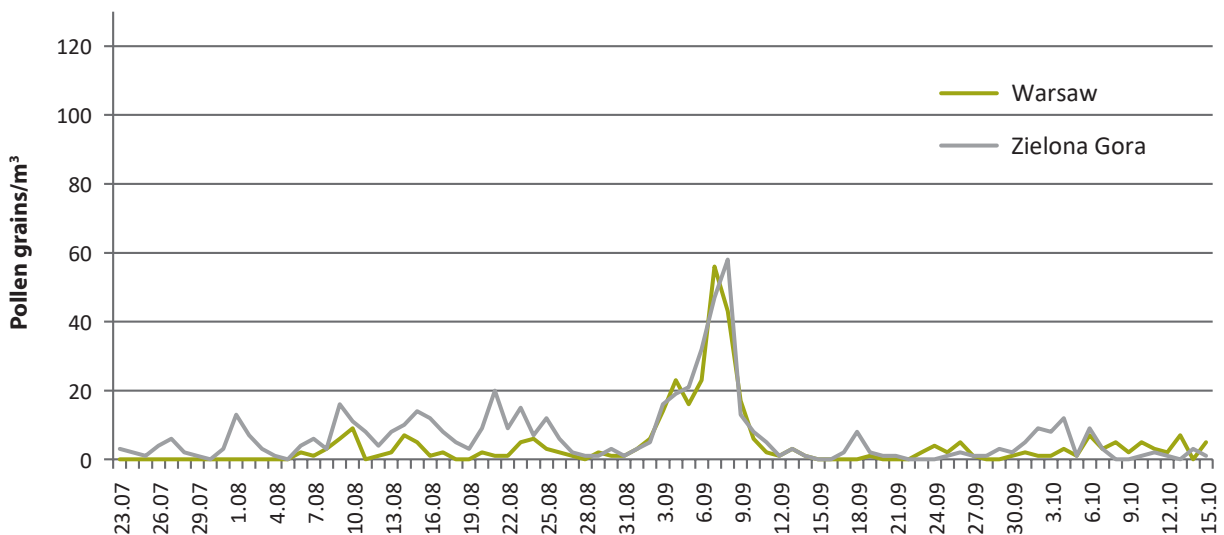


Figure 5. *Ambrosia* pollen count in Cracow and Sosnowiec in 2018.

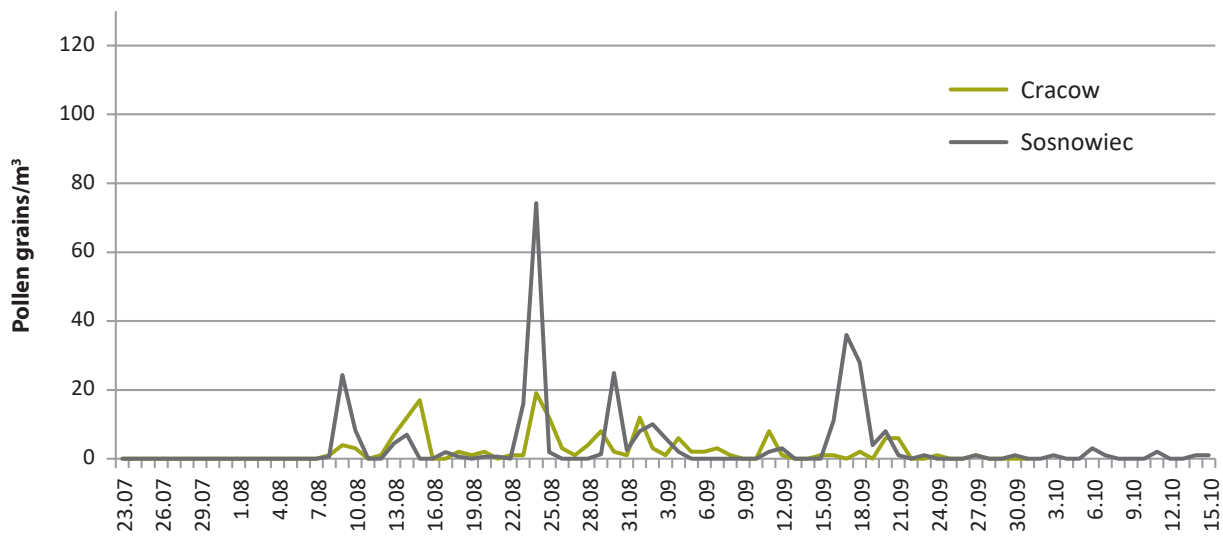
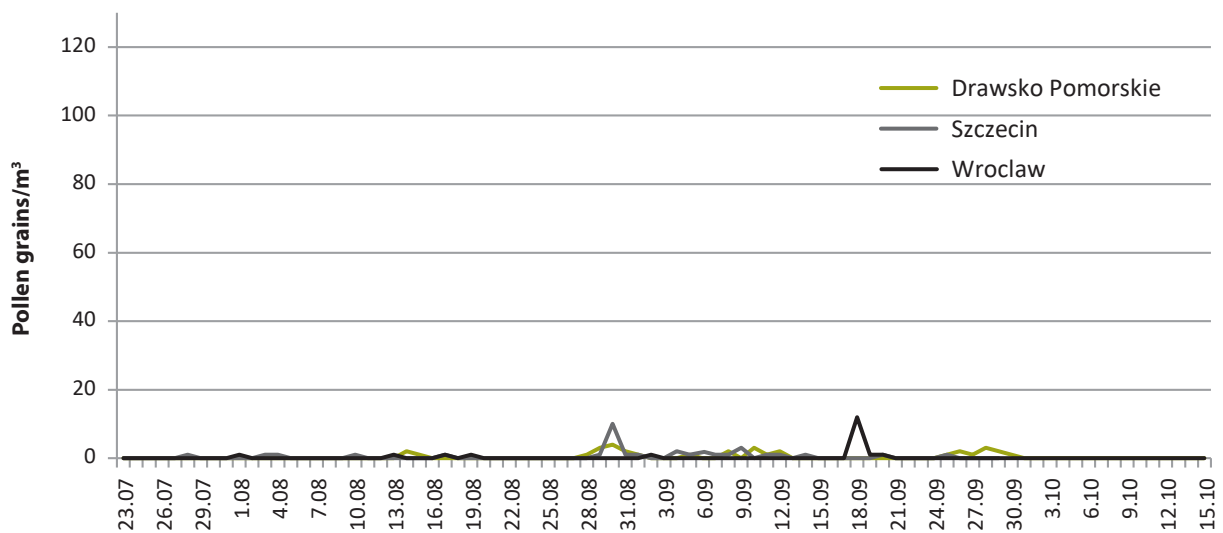


Figure 6. *Ambrosia* pollen count in Drawsko Pomorskie, Szczecin and Wrocław in 2018.



annual pollen sum (291 grains) in 2018 was similar to the average value of this parameter (295 grains) in 2016 [16, 17].

Worth noting is the six-fold increase in the annual pollen sum in Lublin in 2018 compared to its value recorded in 2016 [16], which may be associated with the existence of new *Ambrosia* locations in this city. During previous years of the study (2001–2005), the highest *Ambrosia* pollen concentrations were found in Lublin among all pollen monitoring sites existing in Poland [21]. In 2018 Zielona Gora and Opole showed the greatest risk of allergy due to the largest number of days (36 and 34, respectively) with the exceeded threshold value of 5 P/m³, at which allergy symptoms develop in sensitive patients. Concentrations exceeding 20 P/m³ were recorded with the highest frequency in Lublin and Opole (7 days) as well as in Sosnowiec,

Piotrkow Trybunalski and Zielona Gora (5 days). At such concentrations, allergy symptoms occur in most allergy sufferers.

Conclusions

1. In most of the cities, the *Ambrosia* pollen season in 2018 had a longer duration than in previous years.
2. The maximum ragweed pollen concentration in 2018 was recorded in the last 10 days of August or in the first 10 days of September at most of the study sites in Poland.
3. In Opole, Zielona Gora and Lublin, the risk of *Ambrosia* pollen-induced allergy in patients was highest.

References

1. Bousquet J, Van Cauwenberge P, Khaltaev N. Allergic rhinitis and its impact on asthma. *J Allergy Clin Immunol* 2001, 108(5 suppl): 147-334.
2. Rapijko P. Alergeny pyłku roślin. Medical Education, Warszawa 2010.
3. Makra L, Juhász M, Bécsi R, Borsos E. The history and impacts of airborne *Ambrosia* (Asteraceae) pollen in Hungary. *Grana* 2005, 44: 57-64.
4. Makra L, Amtyasovszky I, Balian B. Association of allergic asthma emergency room visits with the main biological and chemical air pollutants. *Science of the Total Environment* 2012, 432: 288-296.
5. Smith M, Skjøth CA, Myszkowska D et al. Long-range transport of *Ambrosia* pollen to Poland. *Agricultural and Forest Meteorology* 2008, 148: 1402-1411.
6. Chłopek K, Dąbrowska-Zapart K, Tokarska-Guzik B. An assessment of the *Ambrosia* L. Pollen threat at a regional scale using the example of the town Sosnowiec (Silesian Uplands Poland). *Acta Agrobot* 2011, 64(2): 51-62.
7. Jarai-Komlódy M, Juhász M. *Ambrosia elatior* (L.) in Hungary (1989-1990). *Aerobiologia* 1993, 9: 75-78.
8. Piotrowska-Weryszko K, Weryszko-Chmielewska E, Voloshchuk K et al. Ragweed (*Ambrosia* L.) pollen in aeroplankton of Lublin (Poland) and Lviv (Ukraine). *Acta Agrobot* 2013, 66(3): 3-10.
9. Rutkowski L. Klucz do oznaczania roślin naczyniowych Polski niżowej. PWN, Warszawa 2004.
10. Zajac A, Zajac M (eds). Atlas rozmieszczenia roślin naczyniowych w Polsce. Pracownia Chorologii Komputerowej Instytutu Botaniki Uniwersytetu Jagiellońskiego, Kraków 2001.
11. Miguel AG, Taylor PE, House J et al. Meteorological influences on respirable fragment release from Chinese elm pollen. *Aerosol Sci Technol* 2006, 40: 690-696.
12. Dechamp C, Rimet ML, Meon H, Deviller P. Parameters of ragweed pollination in the Lyon's area (France) from 14 years of pollen counts. *Aerobiologia* 1997, 13: 275-279.
13. Jäger S, Litschauer R. Ragweed (*Ambrosia*) in Austria. In *Ragweed in Europe. 6th International Congress on Aerobiology, 1998, Perugia, Italy*.
14. Richter R, Berger UE, Dullinger S et al. Spread of invasive ragweed: climate change, management and how to reduce allergy costs. *Journal of Applied Ecology* 2013, 50(6): 1422-1430.
15. Taramarcz P, Lambelet C, Clot B et al. Ragweed (*Ambrosia*) progression and its health risks: will Switzerland resist this invasion? *Swiss Med Wkly* 2005, 135: 538-548.
16. Piotrowska-Weryszko K, Weryszko-Chmielewska E, Lipiec A et al. Ragweed pollen season in southern Poland in 2016. *Alergoprofil* 2016, 12(4): 182-185.
17. Puc M, Kotrych D, Rapijko P et al. Ragweed pollen season in the cities of northern Poland in 2016. *Alergoprofil* 2016, 12(4): 178-181.
18. Weryszko-Chmielewska E, Piotrowska-Weryszko K, Rapijko P et al. Analiza stężenia pyłku ambrozji w wybranych miastach Polski w 2014 r. *Alergoprofil* 2014, 10(4): 35-40.
19. Weryszko-Chmielewska E, Piotrowska-Weryszko K, Rapijko P et al. Analiza stężenia pyłku ambrozji w wybranych miastach Polski w 2014 r. *Alergoprofil* 2014, 10(4): 35-40.
20. Kasprzyk I, Myszkowska D, Grewling Ł et al. The occurrence of *Ambrosia* pollen in Rzeszów, Kraków and Poznań, Poland: investigation of trends and possible transport of *Ambrosia* pollen from Ukraine. *Int J Biometeorol* 2011, 55: 633-644.
21. Weryszko-Chmielewska E (ed). *Pyłek roślin w aeroplanktonie różnych regionów Polski*. Wydawnictwo Akademii Medycznej w Lublinie, Lublin 2006.

ORCID

- E. Weryszko-Chmielewska – ID – orcid.org/0000-0001-8410-2757
 A. Woźniak – ID – orcid.org/0000-0003-0865-6541
 K. Piotrowska-Weryszko – ID – orcid.org/0000-0003-3827-3218
 A. Konarska – ID – orcid.org/0000-0003-2174-7608
 A. Sulborska – ID – orcid.org/0000-0002-7720-0719
 M. Puc – ID – orcid.org/0000-0001-6734-9352
 K. Dąbrowska-Zapart - ID - orcid.org/0000-0002-8976-7739
 A. Lipiec – ID – orcid.org/0000-0003-3037-232
 P. Rapijko – ID – orcid.org/0000-0003-3868-0294
 D. Myszkowska – ID – orcid.org/0000-0002-1493-3990
 M. Ziemiński – ID – orcid.org/0000-0003-4568-8710
 B. Żuraw – ID – orcid.org/0000-0001-6724-4550
 B. Gałuszka – ID – orcid.org/0000-0002-9594-5108
 E. Kalinowska – ID – orcid.org/0000-0003-4821-6882
 K. Tywoniuk – ID – orcid.org/0000-0002-4610-0002
 K. Szczygielski – ID – orcid.org/0000-0002-3717-5424

Author's contributions: Weryszko-Chmielewska E: 15%; Piotrowska-Weryszko K: 15%; other Authors: 3.3% each.

Conflict of interests: The authors declare that they have no competing interests.

Financial support: Does not occur.

Ethics: The contents presented in this paper are compatible with the rules the Declaration of Helsinki, EU directives and standardized requirements for medical journals.

Research in Białystok, Bydgoszcz, Drawsko Pomorskie, Olsztyn, Opole, Piotrków Trybunalski, Warsaw and Zielona Góra funded by Allergen Research Center Ltd.

Corresponding author:

Prof. Elżbieta Weryszko-Chmielewska, MD, PhD

Department of Botany,

University of Life Sciences in Lublin

20-950 Lublin, Akademicka 15

e-mail: elaweryszko@wp.pl